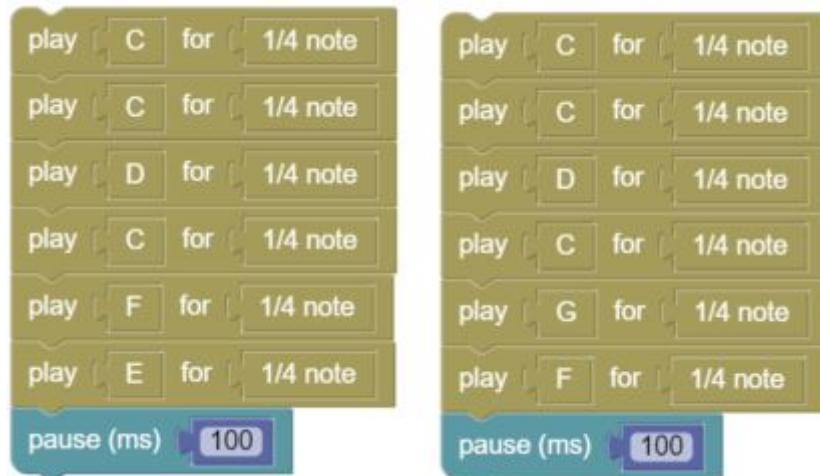


happy birthday blocks challenges

Before we get started

Complete the **happy birthday**

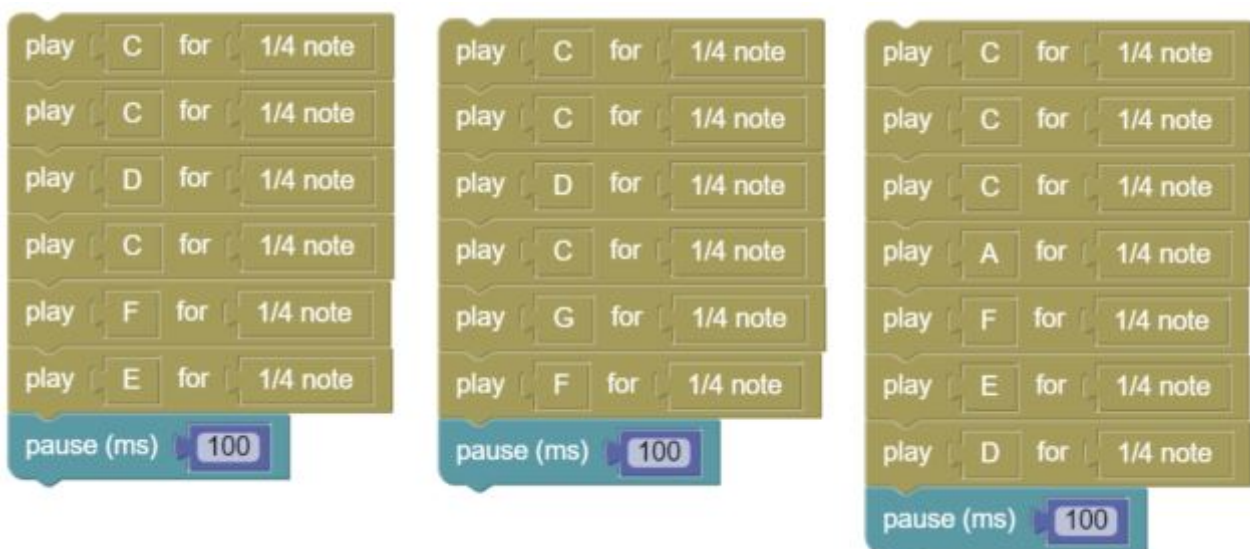
(<https://www.microbit.co.uk/blocks/lessons/happy-birthday/activity>) activity and your code will look like this:



Challenge 1

Let's code the third part of Happy Birthday!

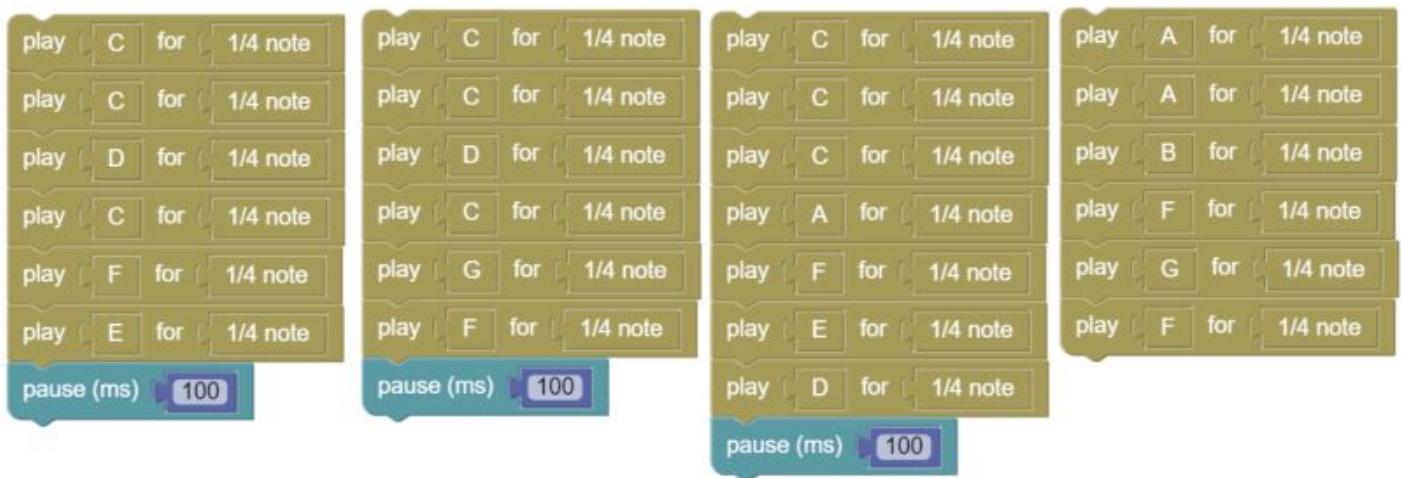
To do this, you need to add blocks after the last line of the **play** blocks. We want to continue to adding musical chords with the **play** block. Then insert the appropriate chord blocks **G, E, C, B, A** to complete the third part of the song. Modify your code so that your code looks like this.



- click *run* to see if the code works as expected.

Challenge 2

Finally, we continue to adding the appropriate **play** block and fit the following chords blocks **F**, **E**, **C**, **D** to complete the third part of the song. Modify your code so that your code looks like this.



- click *run* to see if the code works as expected.

Challenge 3

You now have a the ability to create music on the BBC micro:bit. Try to code another favourite song.